

--	--	--	--	--

2018-19 Schoolwide Programs: Campus Improvement Plan

137-Hubbard Heights ES

Principal: Amparo Martinez

Executive Director: Hilda Caballero

2018 -2019 State Accountability 5.7(e)sl85euotaen co(b)

State Accountability Status

Met Standard

- SELECT A DISTINCTION DESIGNATION
- SELECT A DISTINCTION DESIGNATION
- SELECT A DISTINCTION DESIGNATION
- SELECT A DISTINCTION DESIGNATION

CAMPUS ASSURANCES AND CERTIFICATIONS FOR THE 2018-2019 SCHOOL YEAR

I certify acceptance and compliance with all provisions set forth by:

When you select "Yes," you are certifying that you have access to or have received the document that outlines all of the requirements discussed above. Additionally, you are indicating your assurance that these requirements will be implemented on your campus by yourself, your designee, or your leadership team.

[Click here to see the full Guide to Campus Assurances](#)

Fort Worth ISD Mission

Preparing ALL students for success in college, career, and community leadership.

Campus:

Principal:

No Graduation
Yes Attendance
Yes Discipline
Yes Instruction
Yes Curriculum
Yes Student Data

No Feeder Pattern Analysis
Yes Cohort Analysis
Yes Support Systems
Yes Intervention Services
No Dropout Identification
Yes Achievement Gap

Yes Data Accuracy
No Surveys
Yes Fund Balance
Yes Recruit & Retain Quality Staff
No VOC-Customer Feedback
No Other - enter data source here

1. Student attendance (96%)

1. Improve student attendance.

2. Stable environment (students and teachers).

2. Improve instruction for ELL, ED, SpED students.

3. STAAR data from 3rd, 4th, and 5th grade ELL.

3.

	3.	The number of extra-curricular activities held outside of the normal school day.	3.	Improved attendance from students and teachers.
--	----	--	----	---



11

12

13

14

15

2018-19 Schoolwide Programs: Campus Improvement Plan

Student Outcome Goals Progress Monitoring

Principal: Amparo Martinez

Leadership Director: Hilda Caballero

Opportunity Progress Monitoring Schedule: **BOY** (August 20 - November 2) **MOY** (November 5 - February 22) **EOY** (February 25 - May 31)

FOCUS	Percent of students in Grade 3 reading on or above grade level, as measured by the STAAR on level standard for reading, will increase from 30 to 43 percent.	BOY %	MOY %	EOY %	Target %	Difference
SMART Goal (Target		63.0%			68%	-5.0%
Element	Students in grades 2-3 completing two weekly lessons on FWISD progress monitoring system for reading	79.0%			82%	-3.0%
Systems)	Students in grades 2-3 making progress as measured by FWISD local assessments of key enduring understandings and skills in reading	70.0%			70%	0.0%

	Implementation Action Steps - Progress (Target Element Strategies)	Implementation Evidence	BOY Status	MOY Status	EOY Status	Reflections/Feedback fz# t
1	1-() Use Achieve 3000 three times per year to measure Lexile growth.	Reports will indicate that students' Lexile scores are increasing throughout the year.	On Target			
2	2-() Use Achieve 3000 two lessons per week with 75% or better on the first try.	70% of the students will show evidence of meeting standard on assessments.				
3	3-() Use Fountas and Pinnell data to progress monitor Tier 3 students in K-2.	50% of the students will show evidence to be on track to make a year's growth.				
4	4-() Use AR to enhance and grow reading comprehension.	Reports will indicate that students are passing comprehension assessments.				
5	5-() Implement strategies from professional development (SGGR, running records) to track and monitor student growth.	Face to Face conferences.				
6	6-() Conduct goal setting meetings with teachers, students, and parents to discuss and monitor student growth.	Goal-setting forms, conference attendance forms.				

Campus Needs - Student Achievement

	Approaches	Meets or Expected	Masters or Accelerated	Approaches	Meets or Expected	Masters or Accelerated
Goal 1	71.00%	29.00%	13.00%	75.00%	33.00%	16.00%
Goal 2	63.00%	22.00%	12.00%	68.00%	26.00%	15.00%
Goal 3						
Goal 4						

Alignment


Title I Components	PBMAS	Implementation Action Steps (Target Element Strategies)	Person(s) Responsible	Timeline	PD Code	Budget Source	Amnt	FOCUS	Achievement &
1	8	LEP Analyze MAP data during PLCs.	Administration, Teachers	Ongoing	PLC	Title I	\$ 4,000.00	Progress	
2	4	LEP PD on best practices.	Administration, Teachers, Math Cadre	Ongoing	Pull-Out/ PLC	Title I	\$ 5,000.00	Tchr/Staff Quality	
3	9	LEP Students track personal math data for assessments.	Administration, Teachers, Students	Ongoing	PLC	Title I	\$ 3,000.00	Progress	
4									
5									
6									
7									
8									

2018-19 Schoolwide Programs: Campus Improvement Plan



Opportunity	Progress Monitoring Schedule:								
	BOY (August 20 - November 2)			MOY (November 5 - February 22)			EOY (February 25 - May 31)		
				Approaches	Meets or Expected	Masters or Accelerated	Approaches	Meets or Expected	Masters or Accelerated
	Implementation Action Steps - Progress (Target Element Strategies)			Implementation Evidence			BOY Status	MOY Status	EOY Status
1	Analyze MAP data during PLCs.			Reports will indicate student growth.					
	PD on best practices.			Face to Face Conferences					
2									
3	Students track personal math data for assessments.			Goal-setting forms.					
4									
5									
6									
7									
8									
9									
10									
11									
12									
13									
14									
15									

Campus Needs

	Baseline (BOY)	to Target	by Deadline
Goal 1	62%	70%	EOY
Goal 2	55%	62%	EOY
Goal 3			EOY



[Redacted content]



Family/Community Engagement and Health Related

	Baseline (BOY)	to Target	by Deadline
Goal 1	0%	100%	1-Jun
Goal 2	100%	100%	1-Jun
Goal 3 (Optional)			
Goal 4 (Optional)			

Alignment

Title I Component	PBMAS	Implementation Action Steps (Target Element Strategies)	Person(s) Responsible	Timeline	PD Code	Budget Source	Amnt	Focus
1	6	LEP						



